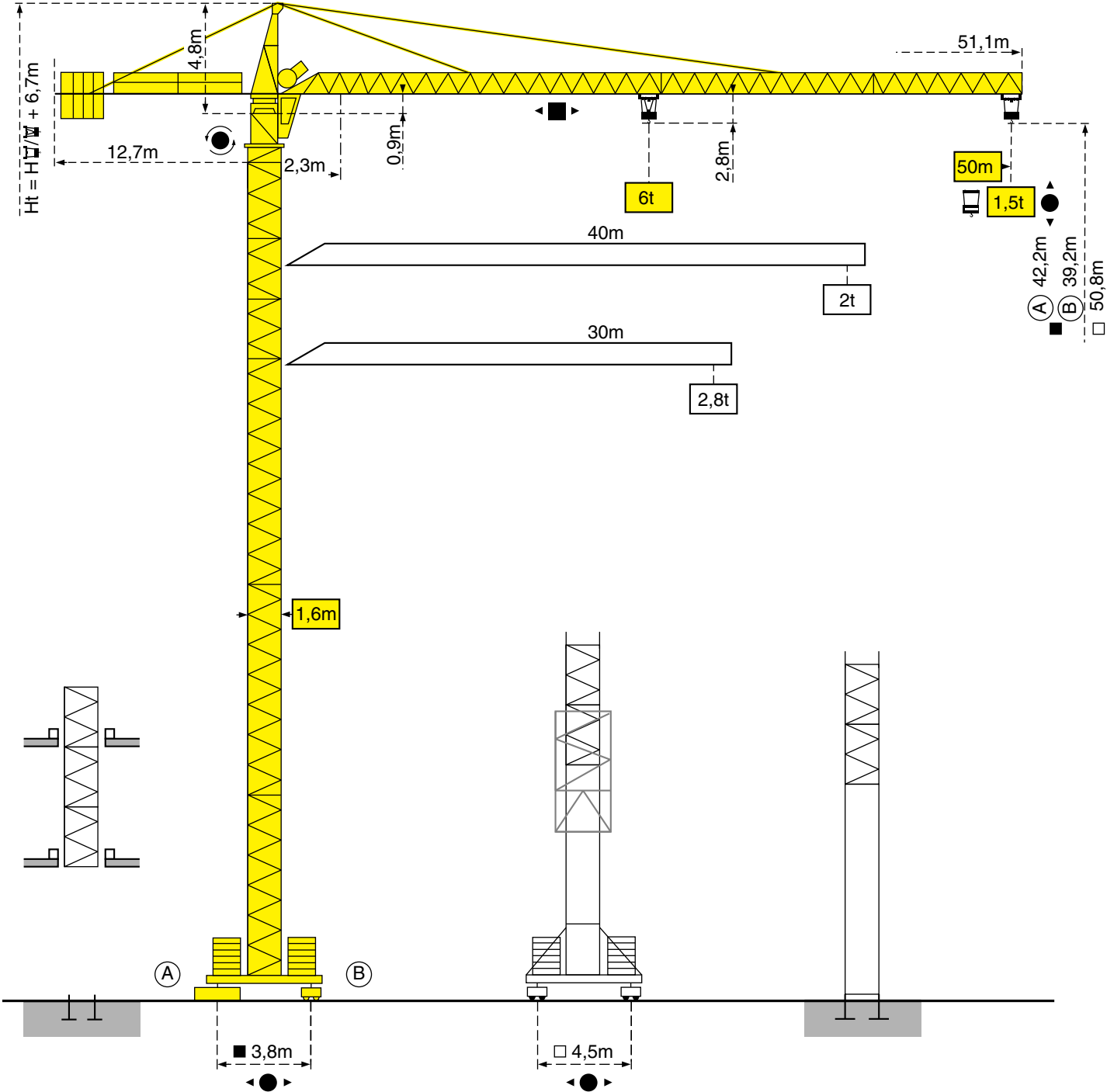


**CITY CRANE F15-15C**



**CITY CRANE F15-15C**



Mats - Maste - Masts - Mástil - Torre



□ 1,6m

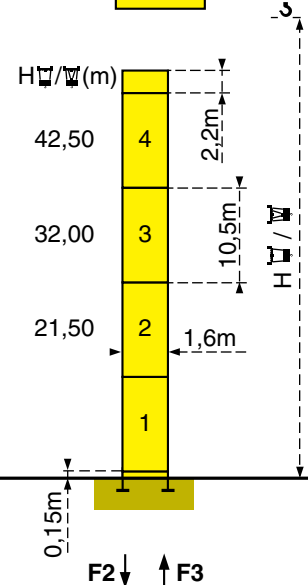
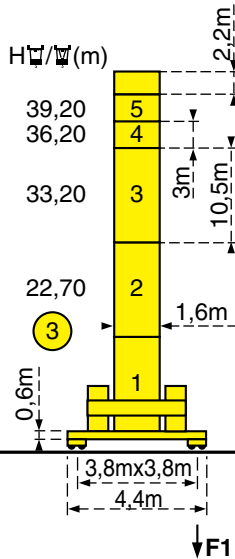
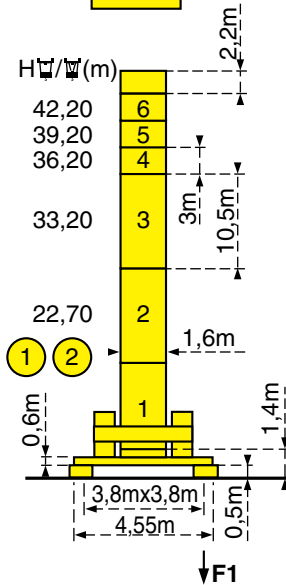
$$H_{\text{M}} = H_{\text{C}} / \text{M} + 0,7 \text{ m}$$

Flèche - Ausleger - Jib  
Flecha - Braccio  
30m ⇒ 50m

ZC 485

ZC 486

PA 484



F1	● 51t	■ 64t
----	-------	-------

⊕	27t
---	-----

F1	● 48t	■ 55t
----	-------	-------

⊕	28t
---	-----

F2	● 71t	■ 92t
----	-------	-------

F3	● 47t	■ 71t
----	-------	-------

⊕	24t
---	-----

Mats - Maste - Masts - Mástil - Torre



□ 1,6m

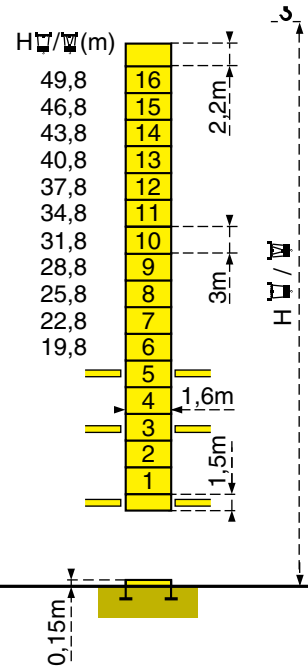
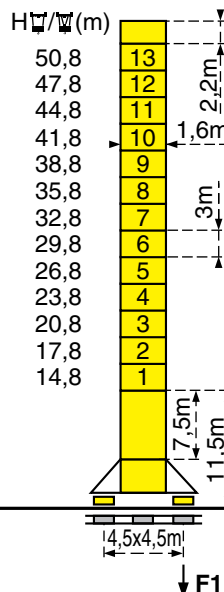
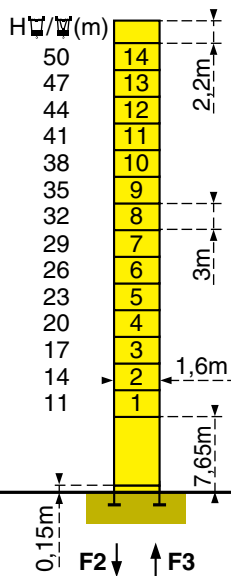
$$H_{\text{M}} = H_{\text{C}} / \text{M} + 0,7 \text{ m}$$

Flèche - Ausleger - Jib  
Flecha - Braccio  
30m ⇒ 50m

PA 470

SB 469

BA 45A



F2	● 80t	■ 132t
----	-------	--------

F3	● 56t	■ 111t
----	-------	--------

⊕	34t
---	-----

F1	● 60t	■ 87t
----	-------	-------

⊕	41t
---	-----

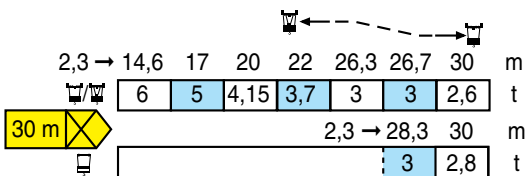
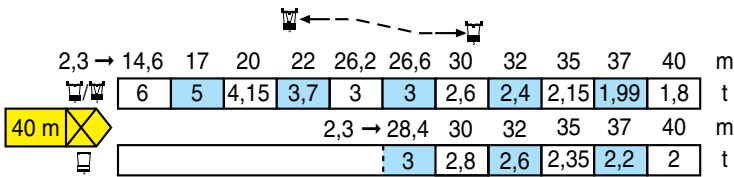
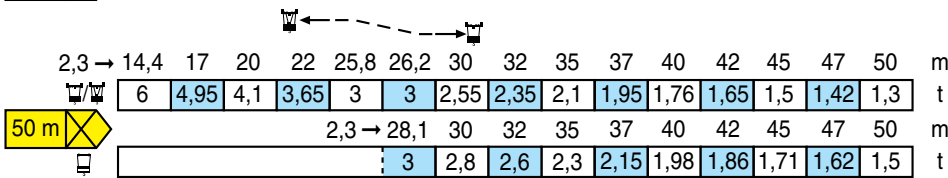
Voir ci-contre  
Siehe nebenstehend  
See opposite  
Ver página opuesta  
Vedi pagina accanto

**F = Réactions - Eckdrücke - Reactions - Reacciones - Reazioni**

# Courbes de charges - Lastkurven - Load diagrams - Curvas de cargas - Curve di carico

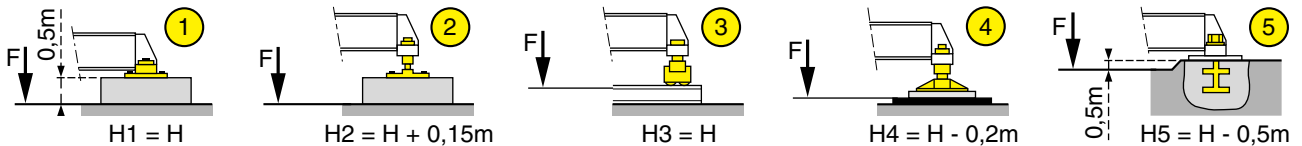


Flèche Ausleger Jib Flecha Braccio

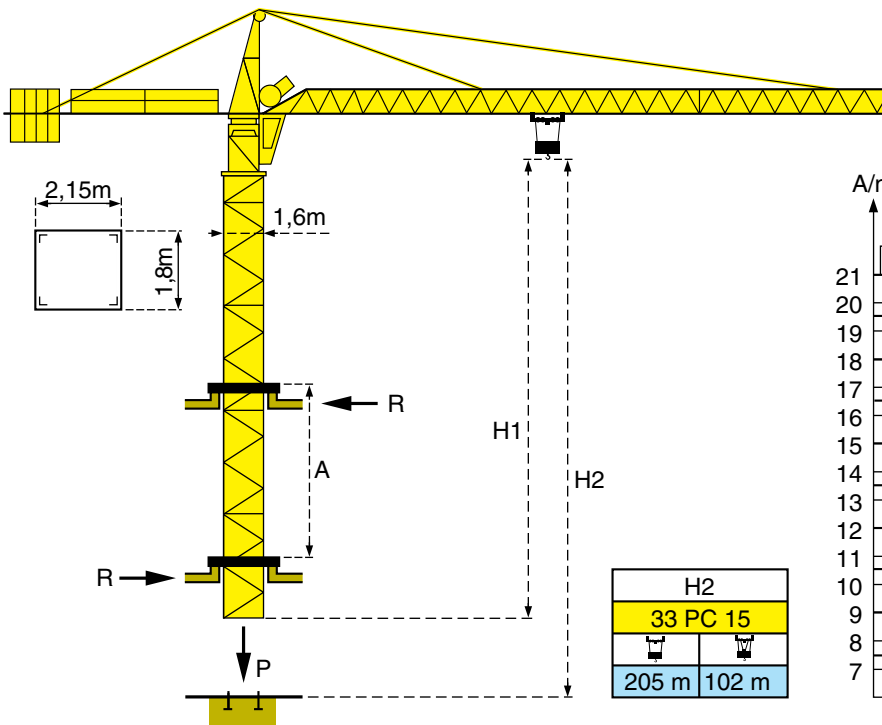


- ☐/☐ Chariot standard 2/4 brins. (En cas d'utilisation ☐ déduire 0,1 t aux charges ☐).
- ☐ Chariot optionnel 2 brins uniquement.
- ☐/☐ Standardlaufkatze 2/4 Stränge. (Bei Einsatz von ☐ ist 0,1 t der Lasten von ☐ abzuziehen).
- ☐ Laufkatze in Sonderausführung mit nur 2 Strängen.
- ☐/☐ Standard trolley 2/4 fall. (When using ☐ subtract 0,1 t from the loads ☐).
- ☐ Optional trolley 2 fall only.
- ☐/☐ Carrellino standard tiro in 2a/4a (Usando tiro in 4a togliere 0,1 t ai valori di carico).
- ☐ Carrellino in opzione solo con tiro in 2a.
- ☐/☐ Carro standard 2/4 ramales. (En caso de utilizacion ☐ quitar 0,1 t de las cargas ☐).
- ☐ Carro opcional en 2 ramales solamente.

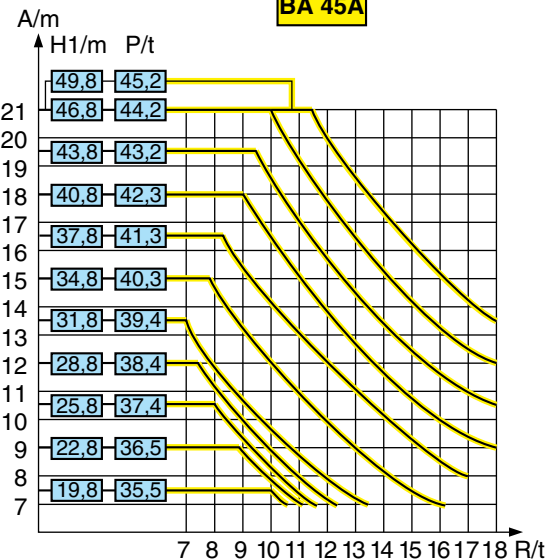
ZC



# Télescopage sur dalles - Kletterkrane im Gebäude - Climbing crane Telescopage gruas trepadoras - Gru in cavedio



H2	
33 PC 15	
☐/☐	☐/☐
205 m	102 m



















- |                                 |                               |                             |                                 |                                |
|---------------------------------|-------------------------------|-----------------------------|---------------------------------|--------------------------------|
| A Distance entre cadres         | A Abstand zwischen den Rahmen | A Distance between collars  | A Distancia entra marcos        | A Distanza fra i telai         |
| H1 Hauteur grue                 | H1 Kranhöhe                   | H1 Crane height             | H1 Altura grúa                  | H1 Altezza grua                |
| P Poids de la grue (en service) | P Krangewicht (in Betrieb)    | P Crane weight (in service) | P Peso de la grúa (en servicio) | P Peso della gru (in servizio) |
| R Réaction horizontale          | R Horizontalkräfte            | R Horizontal reaction       | R Reaccion horizontal           | R Reazione orizzontale         |

- |                |                  |                  |                     |                  |
|----------------|------------------|------------------|---------------------|------------------|
| ● En service   | ● In Betrieb     | ● In service     | ● En servizio       | ● In servizio    |
| ■ Hors service | ■ Ausser Betrieb | ■ Out of service | ■ Fuera de servicio | ■ Fuori servizio |

- |  |  |   |  |  |
|--|--|---|--|--|
| ☐ A vide sans lest avec flèche et hauteur maximum. | ☐ Ohne Last und Ballast mit Maximalausleger und Maximalhöhe. | ☐ Without load and ballast with longest jib and maximum height. | ☐ Sin carga, sin lastre con flecha y altura máximas. | ☐ A vuoto senza zavorra e con braccio massimo e altezza massima. |
|--|--|---|--|--|

# Mécanismes - Antriebe - Mechanisms - Mecanismos - Meccanismi

				m/min	t		ch -PS hp	kW
<b>Levage</b> <b>Heben</b> <b>Hoisting</b> <b>Elevación</b> <b>Sollevamento</b>	<b>33 PC 15</b> 			7	3	410 m > 410 m *	33	24,2
				38,5	3			
				77	1,5			
				3,5	6			
				19	6			
				38,5	3			
<b>Ditribution - Katzfahren - Trolleying</b> <b>Distribución - Distribuzione</b>		4 D3 V3	15 30 58				4	3
<b>Orientation - Schwenken - Slewing</b> <b>Orientación - Rotazione</b>		RCV 80	0 → 0,8				2 x 6	2 x 4,4
<b>Translation</b> <b>Kranfahren</b> <b>Travelling</b> <b>Traslación</b> <b>Traslazione</b>	<b>ZC</b>   <b>SB 469</b>   <b>R ≥ 10 m</b>	RT 224	25				2 x 4	2 x 2,9
		RT 324	12,5 - 25				2 x 7	2 x 5,2
		TCV 449 ARC H ≤ 32,8 m	10 - 50				4 x 6,8	4 x 5
Réseau - Netzstrom - Mains supply - Red - Rete elettrica							380V - 50Hz	
Puissance électrique nécessaire - Anschlusswert - Necessary electric power Potencia eléctrica necesaria - Potenza elettrica necessaria							33 PC 15 : 50 kVA	
Groupe électrogène - Stromaggregat - Generator set - Grupo electrogeno - Gruppo elettrogeno							*	

\*Nous consulter - Auf Anfrage - Consult us - Consultarnos - Consultateci

Conforme à la directive CEE 84/534 sur le niveau acoustique - Gemäss EWG-Richtlinie 84/534 Schall- Leistungspegel  
 In compliance with the EEC 84/534 Instruction on noise level - Conforme con la direttiva CEE 84/534 sobre el nivel acustico  
 Conforme colla direttiva CEE 84/534 sul livello acustico



NF E 52081 - 82

Copyright.Reproduction interdite © POTAIN 1992

**POTAIN** 

GRUPE EGRIS INDUSTRIES

18.Rue de Charbonnières, B.P. 173-F 69132 ECULLY Cedex  
 Tél. 72.20.20.20 - Télex 375 213 - Fax 72.20.20.00  
 POTAIN GmbH Deutschland Tel : 06.105.704.0  
 POTAIN U.K. Great Britain Tel : 0895.44.52.61  
 Simma POTAIN Italia Tel : 02.97.96.71  
 POTAIN Portugal Portugal Tel : 02.968.08.89

**CITY CRANE F15 - 15C**

Réf. 1992.42 LFM 2

Modifiche riservate

Modificaciones reservadas

Subject to modification

Änderungen vorbehalten

Modifications réservées

Printed in France

Réalisation SODIPE