


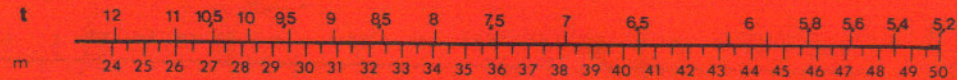
## Flèche Jib 55 m

$W = W - 0,2 t$   
SM/DM




## Flèche Jib 50 m

$W = W - 0,2 t$   
SM/DM




## Flèche Jib 45 m

$W = W - 0,2 t$   
SM/DM



## Flèche Jib 40 m

$W = W - 0,2 t$   
SM/DM



hauteur sous crochet théorique: obtenue flèche horizontale garde fin de course de 0,70 m entre moufle et chariot

hook height theoretical: obtained horizontal jib limit switch protection distance of 0,70 m between pulley and trolley

implantations spéciales:  
nous consulter  
special mounting possibilities:  
consult us



# Potain

B.P. 173 - F 69130 ECULLY - Route de Charbonnières  
Tél. (78) 33.81.81 + - Télex 330179

AGENCES :

Paris - Lyon - Marseille - Rennes - Strasbourg - Toulouse - Nancy

EXPORT : 89, Avenue du Président Roosevelt

F 94150 CHEVILLY-LARUE - Tél. (1) 687.22.23 - Télex 270001

Modifications réservées  
Subject to modification

Printed in France - Réf. 816 ELZ 2